Unguarded Conveyor Roller

A fingertip amputation at a motor vehicle parts plant in Alabama · Shift-start briefing · 10–15 minutes

Built from the OSHA public record. Review with your site's competent person before use. Employer name withheld. Incident facts are from the employer's report to OSHA.

WHAT WENT WRONG

The employer reported to OSHA that on February 6, 2025, at a motor vehicle parts plant in Alabama, an employee was troubleshooting a conveyor that was sticking. His glove was pulled into the conveyor roller. He suffered a fingertip amputation.

The employer reported to OSHA that the machine was not guarded at the time.

Figure 29 Chain Driven Live Roller Conveyor

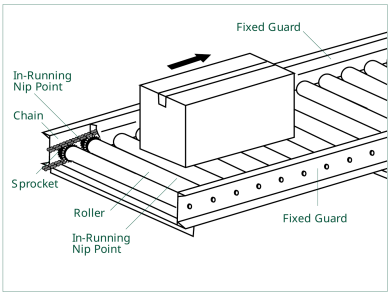

OSHA 3170-02R (2007), Figure 29. U.S. government work, public domain. Credit: OSHA.

Figure 8 In-Running Nip Points

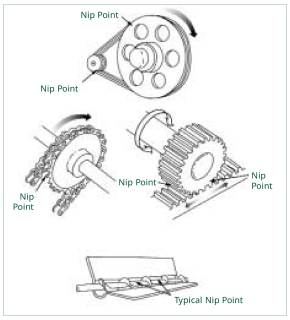

OSHA 3170-02R (2007), Figure 8. U.S. government work, public domain. Credit: OSHA.

THE CONTROL THAT WOULD HAVE STOPPED IT

A guard at the conveyor roller — a fixed barrier that keeps hands, gloves, and clothing out of the in-running nip point where the roller turns. The employer reported to OSHA that the machine was not guarded.

Guarding is the primary control. If a conveyor is sticking and the work takes someone up to a roller, the machine must also be shut down, locked out, and checked so it cannot start before a hand or glove goes near the nip point.

From January 1 through November 30, 2025, federal OSHA recorded 612 severe injuries in fabricated metal and transportation equipment manufacturing (NAICS 332 and 336). Two hundred seventy-six of those reports involved an amputation. Seventy reports — the same event type as this incident — were contact with running powered equipment during maintenance, cleaning, or testing.

Continued on the next page.

CHECKS FOR THIS SHIFT

1. Before you start, walk the conveyors you will run or service. If a roller, pulley, belt, chain, or sprocket nip point is open, do not operate or troubleshoot it. Report it and get the guard back in place.
2. If a conveyor is sticking, do not reach in. Do not use a glove, rag, or tool to free it while the conveyor can still move. Shut it down, lock and tag it, and verify it will not start before you put a hand near a roller.
3. A glove can be pulled into a nip point, as the employer reported happened here. That is why the guard has to be in place during operation, and why lockout comes first when the work takes you to the roller.
4. Confirm you know where the emergency stop is on each conveyor you will work this shift, and that you can reach it.

DISCUSSION QUESTIONS

1. On the conveyors you will run or service this shift, where is a roller, pulley, belt, or chain nip point that is unguarded or easy to reach?
2. If a conveyor sticks this shift, what is the exact sequence we use before anyone puts a hand, glove, or tool near a roller?

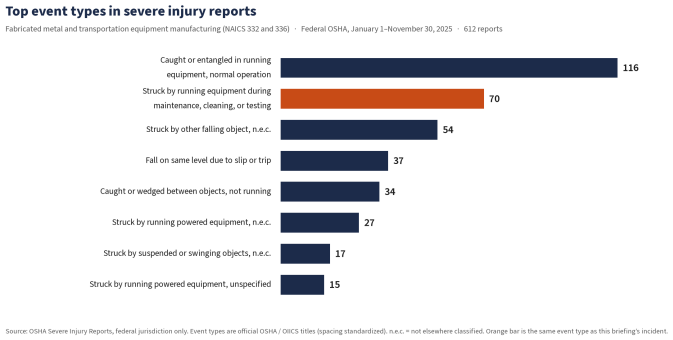

OSHA Severe Injury Reports, federal OSHA, January 1–November 30, 2025, NAICS 332 and 336 (612 reports). Original chart. Underlying data: U.S. government work, public domain.

SUPERVISOR SIGN-OFF

I briefed this crew on the incident, the control, the checks for this shift, and the discussion above.

This briefing does not replace training required by specific OSHA standards.

SUPERVISOR NAME _____ DATE _____ SHIFT _____

CREW COUNT _____ SIGNATURE _____

SOURCE REFERENCE

Incident: OSHA Severe Injury Report ID 2025021208 (UPA 2260048), event date February 6, 2025, Alabama, NAICS 336390 (Other Motor Vehicle Parts Manufacturing), inspection number 1803867. OSHA event title: Struck by running powered equipment during maintenance, cleaning, testing. Injury source: conveyors, unspecified. Secondary source, as coded by OSHA: gloves, handguards (except disposable, electric insulating). Employer name is withheld in this briefing. Severe Injury Reports: https://www.osha.gov/severe-injury-reports. Inspection lookup: https://www.osha.gov/ords/imis/establishment.inspection_detail?id=1803867.
Industry counts and chart: OSHA Severe Injury Reports, federal jurisdiction only, January 1–November 30, 2025, NAICS 332 (400 reports) and 336 (212 reports), 612 total. Dataset file January2015toNovember2025 (January 1, 2015–November 30, 2025). Does not include OSHA State Plan states or work-related fatalities.